

## Master-Clip PTFE S EL

Article Master No.: 000373

Suction & Blower hose for corrosive media up to +250°C, electroconductive, double-layered



very flexible



light



moderately pressure resistant

### Product Details

#### Construction / Material

- Type of construction: spiral hose with clamping profile
- Design of the helix: metal band, formed as a clamping profile
- Material of the helix: steel strip, hot-dip galvanised
- Design of the external spiral: designed as an additional protective profile
- Execution of the wall: multi-layered and coated
- Design of the inner layer: made of electrically conductive material
- Material of the inner layer: PTFE foil
- Specifications of the inner layer: surface resistance  $R_o < 10^6$  Ohm
- Execution of the external layer: coating in silicone
- Material of the outer layer: glass fabric

#### Properties

- Specifications of the product: according to TRGS 727 and ATEX 2014/34 EU
- Chemical Properties: good resistance to chemicals, weather-resistant, good UV resistance, good ozone resistance
- Mechanical Properties: compressible approx. 1:4
- Flexibility: very flexible
- Physical Properties: heat-resistant, cold-resistant

- Weight: light
- Pressure Resistance: moderately pressure resistant
- Colour: black
- Other: optimal transport of media because the inside of the hose wall is anti-adhesive

### Operating Temperature

- Temperature Range: -70 - 250
- short-term maximum temperature: peaks to 270 °C

### Delivery Information

- Delivery, type of production: order-related production

### Application Areas

- Areas of application: Plant & Mechanical Engineering, Ventilation & Air-conditioning, Bulk & Construction, Chemistry, Surface Technology, Food & Pharma, Plastics, Metal & Toolmaking

### Customizing Options

- optional item modification (on request): other lengths, other nominal widths, with stainless steel spiral

## Article Variants

Extended Article Number	Article number	Nominal Size (DN) mm	Bending radius* mm	Weight kg/m	Operating pressure bar	Negative pressure bar	Max. Production length m
000373:50:x	000373	50	30	0.50	0.85	0.35	10.00
000373:55:x	000373	55	33	0.50	0.78	0.29	10.00
000373:60:x	000373	60	36	0.60	0.68	0.24	10.00
000373:65:x	000373	65	39	0.70	0.59	0.21	10.00
000373:70:x	000373	70	42	0.70	0.53	0.17	10.00
000373:75:x	000373	75	45	0.80	0.47	0.15	10.00
000373:80:x	000373	80	48	0.80	0.43	0.14	10.00
000373:90:x	000373	90	54	0.90	0.36	0.11	10.00
000373:100:x	000373	100	60	1.00	0.30	0.09	10.00
000373:110:x	000373	110	66	1.10	0.26	0.07	10.00
000373:120:x	000373	120	72	1.10	0.22	0.06	10.00
000373:125:x	000373	125	75	1.20	0.21	0.05	10.00
000373:130:x	000373	130	78	1.20	0.20	0.05	10.00
000373:140:x	000373	140	84	1.30	0.18	0.05	10.00
000373:150:x	000373	150	90	1.30	0.16	0.04	10.00
000373:160:x	000373	160	96	1.30	0.14	0.03	10.00
000373:170:x	000373	170	102	1.40	0.13	0.03	10.00
000373:175:x	000373	175	105	1.40	0.12	0.03	10.00
000373:180:x	000373	180	108	1.40	0.12	0.03	10.00
000373:200:x	000373	200	120	1.60	0.10	0.02	10.00
000373:215:x	000373	215	151	1.80	0.09	0.02	10.00
000373:225:x	000373	225	158	2.00	0.08	0.02	10.00
000373:250:x	000373	250	175	2.10	0.07	0.02	10.00

Extended Article Number	Article number	Nominal Size (DN) mm	Bending radius* mm	Weight kg/m	Operating pressure bar	Negative pressure bar	Max. Production length m
000373:275:x	000373	275	193	2.30	0.06	0.01	10.00
000373:300:x	000373	300	210	2.40	0.05	0.01	10.00
000373:315:x	000373	315	221	2.60	0.05	0.01	10.00
000373:325:x	000373	325	228	2.80	0.05	0.01	10.00
000373:350:x	000373	350	245	3.30	0.04	0.01	10.00
000373:375:x	000373	375	263	3.50	0.04	0.01	10.00
000373:400:x	000373	400	280	3.80	0.03	0.01	10.00
000373:450:x	000373	450	360	4.20	0.03	0.01	10.00
000373:500:x	000373	500	400	4.70	0.02	0.01	10.00
000373:550:x	000373	550	440	5.30	0.02	0.01	6.00
000373:600:x	000373	600	480	5.90	0.02	0.01	6.00
000373:700:x	000373	700	560	6.90	0.01	0.01	6.00
000373:800:x	000373	800	640	7.60	0.01	0.01	6.00
000373:900:x	000373	900	720	8.20	0.01	0.01	5.00

All data refer to a medium and ambient temperature of +20°C.  
Specification of the bending radius related to the inside of the hose bend  
Subject to technical changes and colour deviations

## Delivery Variants

Available in other lengths, other nominal diameters, with customer-specific customer-specific imprint.

## Disposal instructions

After use, the product must be disposed of in accordance with the legal regulations applicable in the user's region (in Germany in accordance with the applicable Waste Catalogue Ordinance (AVV)).


## Possible Connection Elements




**Hose connector**  
Sheet steel connector for extending, connecting and joining light to medium-weight hoses




**Hose Reducer, symmetrical**  
Hose reducer for extending, connecting and joining light to medium weight hoses



**Clip-Grip Hose Clamp, screwable**  
Screwable clamp for attaching all hose types from the Master-Clip series to mobile and stationary systems



**Clip-Grip Hose Clamp, screwable, Steel quality W4, stainless steel 1.4301**  
screwable clamp for attaching all hose types from the Master-Clip series to mobile and stationary systems



**Clip-Grip Quick-Fix Clamp**  
Special clamp for attaching all hose types from the Master-Clip series to mobile and stationary units.

### Individual consultation

We offer consultation by  
phone:  
+49 209 97077-112

Product requests via  
[masterflex.de/en](https://www.masterflex.de/en)

### Address Headquarters

Masterflex SE  
Willy-Brandt-Allee 300  
45981 Gelsenkirchen

