

Flamex B-F se

Article Master No.: 000382

PU Film Hose, PU Foil Hose, light duty, highly flexible and compressible, hardly inflammable acc. to DIN 4102 B1



flame
retardant



compressi
ble



very
flexible



light



moderate
ly pressure
resistant

Product Details

Construction / Material

- Type of construction: film hose with embedded support coil
- Spiral Design: made of steel wire
- Material of the spiral: spring steel
- Execution of the wall: made of highly abrasion-resistant material, wall thickness between the spirals approx. 0.5 mm
- Material of the wall: Polyester Polyurethane
- Specifications of the wall: material is more abrasion resistant than comparable polyurethane according to DIN ISO 4649, flame retardant according to DIN 4102 B1

Properties

- Specifications of the product: complies with DIN 26057, complies with the requirements of the Holz-BG, BGI 739-2
- Chemical Properties: good UV resistance, halogen-free, good resistance to chemicals, good resistance to petrol, good resistance to oil, plasticiser-free
- Mechanical Properties: permanently kink-resistant, compressible approx. 1:4
- Flexibility: very flexible
- Weight: light

- Pressure Resistance: moderately pressure resistant
- Colour: transparent

Operating Temperature

- Temperature Range: -40 - 90
- short-term maximum temperature: peaks to 125 °C

Delivery Information

- Delivery, type of production: various nominal widths in standard lengths are available ex-production, individual nominal widths and lengths also ex-stock, 5 and 10m lengths, from DN 90 compressed and net-packed

Application Areas

- Areas of application: Agriculture, Automotive, Plant & Mechanical Engineering, Industry, Ventilation & Air-conditioning, Bulk & Construction, Wood, Chemistry, Food & Pharma, Waste Disposal & Cleaning Technology, Plastics, Conveying, lifting & feeding technology, Textile, Printing & Paper, Metal & Toolmaking

Customizing Options

- optional item modification (on request): other lengths, other nominal widths, with customer-specific imprint

Article Variants

Extended Article Number	Nominal Size (DN) mm	Outer diameter mm	Bending radius* mm	Weight kg/m	Operating pressure bar	Negative pressure bar	Max. Production length m	Stock Lengths m
000382:40:x	40	46	20	0.26	0.82	0.24	25.00	5, 10, 15
000382:45:x	45	51	22	0.28	0.80	0.22	25.00	/
000382:51:x	51	57	25	0.32	0.78	0.20	25.00	5, 10, 15
000382:60:x	60	68	35	0.37	0.76	0.19	25.00	5, 10, 15
000382:63:x	63	71	37	0.39	0.72	0.17	25.00	5, 10
000382:65:x	65	73	38	0.40	0.68	0.16	25.00	5, 10
000382:70:x	70	78	40	0.43	0.61	0.16	25.00	5, 10, 15
000382:76:x	76	83	43	0.52	0.61	0.13	25.00	5, 10
000382:80:x	80	88	45	0.55	0.53	0.13	25.00	5, 10, 15, 20
000382:90:x	90	99	50	0.61	0.46	0.09	25.00	5, 10
000382:102:x	102	108	55	0.69	0.46	0.09	25.00	5, 10, 15, 20
000382:110:x	110	119	60	0.75	0.38	0.09	25.00	5, 10, 15
000382:115:x	115	124	63	0.78	0.38	0.09	25.00	5, 10
000382:120:x	120	129	65	0.81	0.38	0.09	25.00	5, 10, 15, 20
000382:127:x	127	136	68	0.85	0.38	0.09	25.00	5, 10, 15
000382:130:x	130	139	70	0.88	0.30	0.09	25.00	5, 10
000382:140:x	140	149	75	0.95	0.30	0.06	25.00	5, 10, 15
000382:152:x	152	159	80	1.02	0.30	0.06	25.00	5, 10, 15
000382:160:x	160	169	85	1.08	0.30	0.06	25.00	5, 10, 15
000382:170:x	170	179	90	1.07	0.23	0.06	25.00	5, 10
000382:175:x	175	184	93	1.10	0.23	0.06	25.00	/
000382:180:x	180	189	95	1.13	0.23	0.06	25.00	5, 10, 15
000382:200:x	200	208	103	1.24	0.23	0.06	25.00	/

Extended Article Number	Nominal Size (DN) mm	Outer diameter mm	Bending radius* mm	Weight kg/m	Operating pressure bar	Negative pressure bar	Max. Production length m	Stock Lengths m
000382:203:x	203	210	105	1.26	0.23	0.06	25.00	5, 10, 15
000382:250:x	250	257	128	1.56	0.15	0.03	25.00	/
000382:225:x	225	235	118	1.41	0.15	0.03	25.00	5, 10
000382:254:x	254	260	130	1.58	0.15	0.03	25.00	5, 10, 15
000382:280:x	280	290	145	1.92	0.15	0.03	25.00	5, 10
000382:300:x	300	310	155	2.07	0.14	0.03	25.00	5, 10
000382:350:x	350	360	180	2.40	0.12	0.02	25.00	5, 10
000382:400:x	400	410	210	2.74	0.12	0.02	25.00	5, 10
000382:50:x	50	56	24	0.31	0.79	0.21	25.00	/

All data refer to a medium and ambient temperature of +20°C.
 Specification of the bending radius related to the inside of the hose bend
 Subject to technical changes and colour deviations

Delivery Variants

Available in other lengths, other nominal diameters, with customer-specific customer-specific imprint.


Disposal instructions

After use, the product must be disposed of in accordance with the legal regulations applicable in the user's region (in Germany in accordance with the applicable Waste Catalogue Ordinance (AVV)).


Possible Connection Elements



Hose Reducer, symmetrical
 Hose reducer for extending, connecting and joining light to medium weight hoses



Heat Shrink Cuff
 Heat shrink sleeve for easy connection and sealing of hoses




Hose connector
 Sheet steel connector for extending, connecting and joining light to medium-weight hoses



Master-Grip Hose Clamp, screwable
 Special clamp for fastening light and medium-weight, right-handed spiral hoses such as Flamex B-se, Flamex B-F se, Master-PUR Trivolution, Master-PVC and Master-SANTO



Master-Grip Hose Clamp, screwable, Steel quality W4, stainless steel 1.4301
 Special clamp for fastening light and medium-weight, right-handed spiral hoses such as Flamex B-se, Flamex B-F se, Master-PUR Trivolution, Master-PVC and Master-SANTO



Master-Grip Quick-Fix Clamp
 Special clamp for fastening light and medium-weight, right-hand spiral hoses such as Flamex B-se, Flamex B-F se, Master-PUR Trivolution, Master-PVC and Master-SANTO

Individual consultation

We offer consultation by phone:
 +49 209 97077-112

Product requests via masterflex.de/en

Address Headquarters

Masterflex SE
 Willy-Brandt-Allee 300
 45981 Gelsenkirchen

